

Scaled data based on original data using  
LM-79-08 Approved Method: Electrical and Photometric Measurements of Solid-  
State Lighting Products

Test Report Prepared for  
Cooper Lighting Solutions  
(formerly Eaton)

Brand: McGRAW-EDISON

Report Number: P270119

Luminaire Tested: **GWC-AF-02-LED-E1-SL2-7027-1200-HSS**

Issue Date: 3/3/2020

**Test Information**

Test Method: LM-79-08  
Report Number: P270119  
TEST IS SCALED FROM IESNA LM-79-08 TEST DATA (P24287)  
Test Lab: INNOVATION CENTER P2  
Issue Date: 3/3/2020  
Manufacturer: COOPER LIGHTING SOLUTIONS (FORMERLY EATON)  
Product Line: MCGRAW-EDISON  
Catalog Number: GWC-AF-02-LED-E1-SL2-7027-1200-HSS  
Description: GALLEON WALL LUMINAIRE  
(2) 70 CRI, 2700K, 1200mA LIGHTSQUARES WITH 16 LEDS EACH AND TYPE II  
SPILL LIGHT ELIMINATOR OPTICS WITH HOUSE SIDE SHIELD  
Light Source: -  
Ballast/Driver: ELECTRONIC DRIVER

**Summary**

Lumens per Lamp: N/A  
Luminaire Lumens: 9639.8 lumens  
Efficiency: N/A  
Efficacy: 74.7 lumens/watt  
Luminous Opening: Rectangular (W 1' x L: 0.5' x H: 0')  
IES Classification: Type II - Short - Semi-Cutoff  
BUG Rating: B1 - U0 - G2

Input Watts (W): 129  
Input Voltage (V): NR  
Input Current (Ain): NR  
Voltage Rise (V): NR  
Power Factor: NR  
Total Harmonic Distortion (THDi): NR  
Frequency (hertz): 60  
Stabilization Time: NR  
Operation Time: NR  
Ambient Temperature (°C): NR  
Test Distance: 25 FT

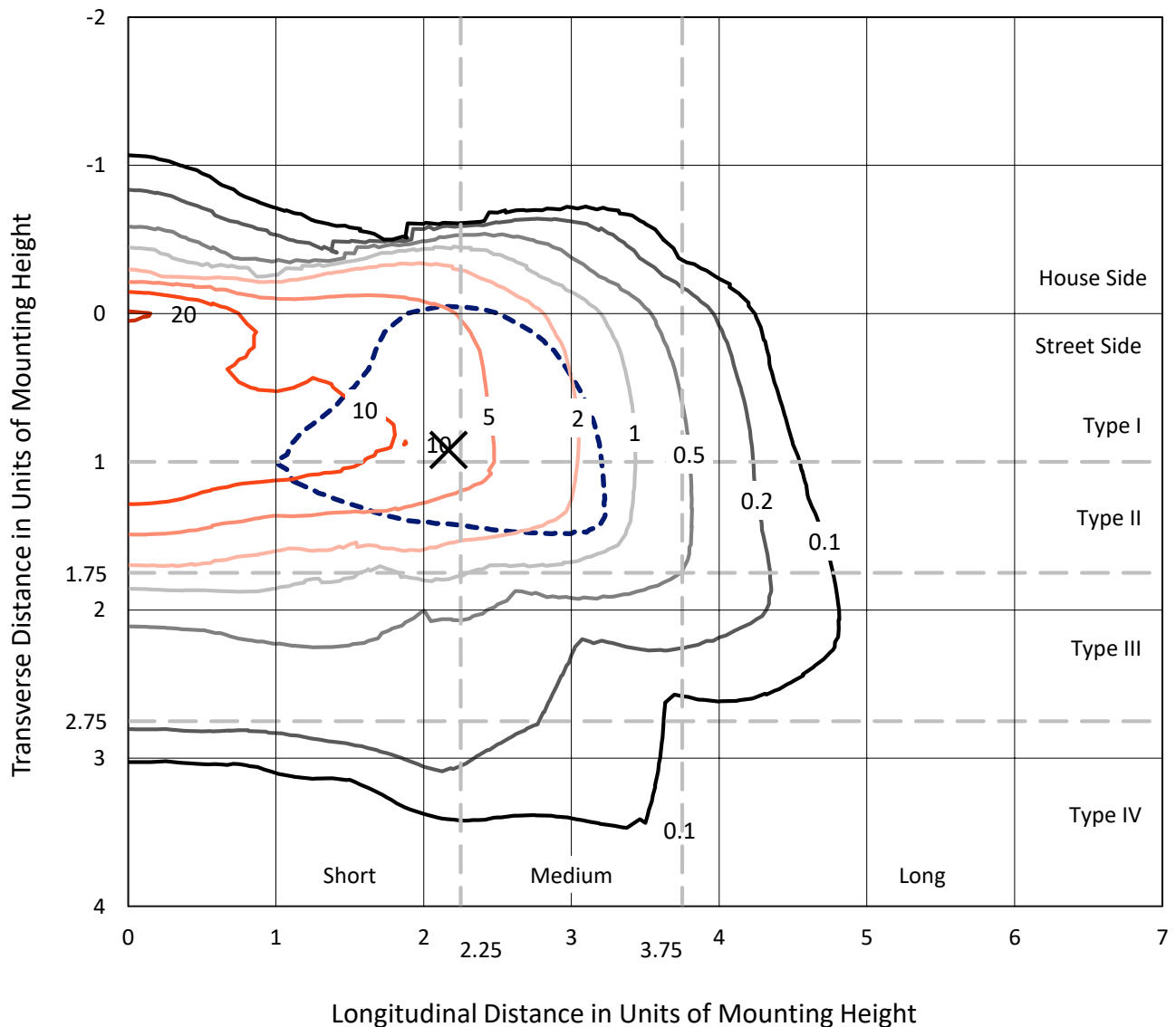


REPORT NUMBER: P270119

CATALOG NUMBER: GWC-AF-02-LED-E1-SL2-7027-1200-HSS

### Iso-Footcandle Lines of Horizontal Illumination

✕ Max cd  
 - - - 1/2 Max cd

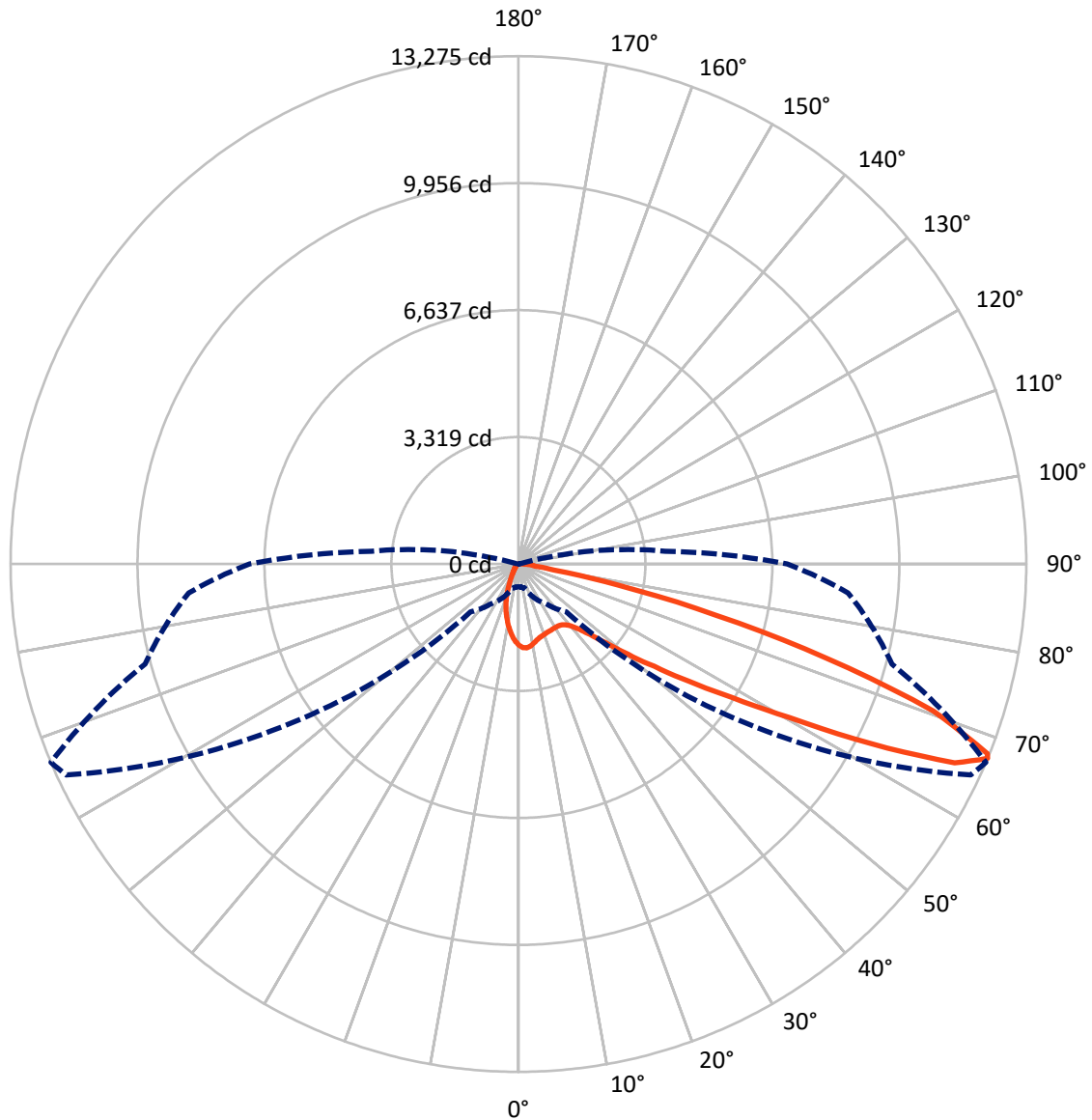


Based on 10 foot mounting height. Maximum calculated value = 21.3 fc  
 Type II - Short - Semi-Cutoff

REPORT NUMBER: P270119

CATALOG NUMBER: GWC-AF-02-LED-E1-SL2-7027-1200-HSS

### Luminous Intensity Polar Plot



— Vertical Plane Through 67-Deg Lateral    - - - Horizontal Cone Through 67-Deg Vertical

REPORT NUMBER: P270119

CATALOG NUMBER: GWC-AF-02-LED-E1-SL2-7027-1200-HSS

**FLUX DISTRIBUTION:**

		Downward	Upward	Total
<b>House Side</b>	Lumens	1000.9	0.0	1000.9
	% Fixture	10.4	0.0	10.4
<b>Street Side</b>	Lumens	8638.9	0.0	8638.9
	% Fixture	89.6	0.0	89.6
<b>Total</b>	Lumens	9639.8	0.0	9639.8
	% Fixture	100.0	0.0	100.0

**ZONAL LUMENS:**

Zone	Lumens	% Fixture
0°-10°	173.0	1.8
10°-20°	368.2	3.8
20°-30°	535.3	5.6
30°-40°	835.1	8.7
40°-50°	1479.3	15.3
50°-60°	2340.8	24.3
60°-70°	2681.1	27.8
70°-80°	1112.1	11.5
80°-90°	114.9	1.2
90°-100°	0.0	0.0
100°-110°	0.0	0.0
110°-120°	0.0	0.0
120°-130°	0.0	0.0
130°-140°	0.0	0.0
140°-150°	0.0	0.0
150°-160°	0.0	0.0
160°-170°	0.0	0.0
170°-180°	0.0	0.0
0°-90°	9639.8	100.0
0°-180°	9639.8	100.0

**Coefficient of Utilization**



REPORT NUMBER: P270119

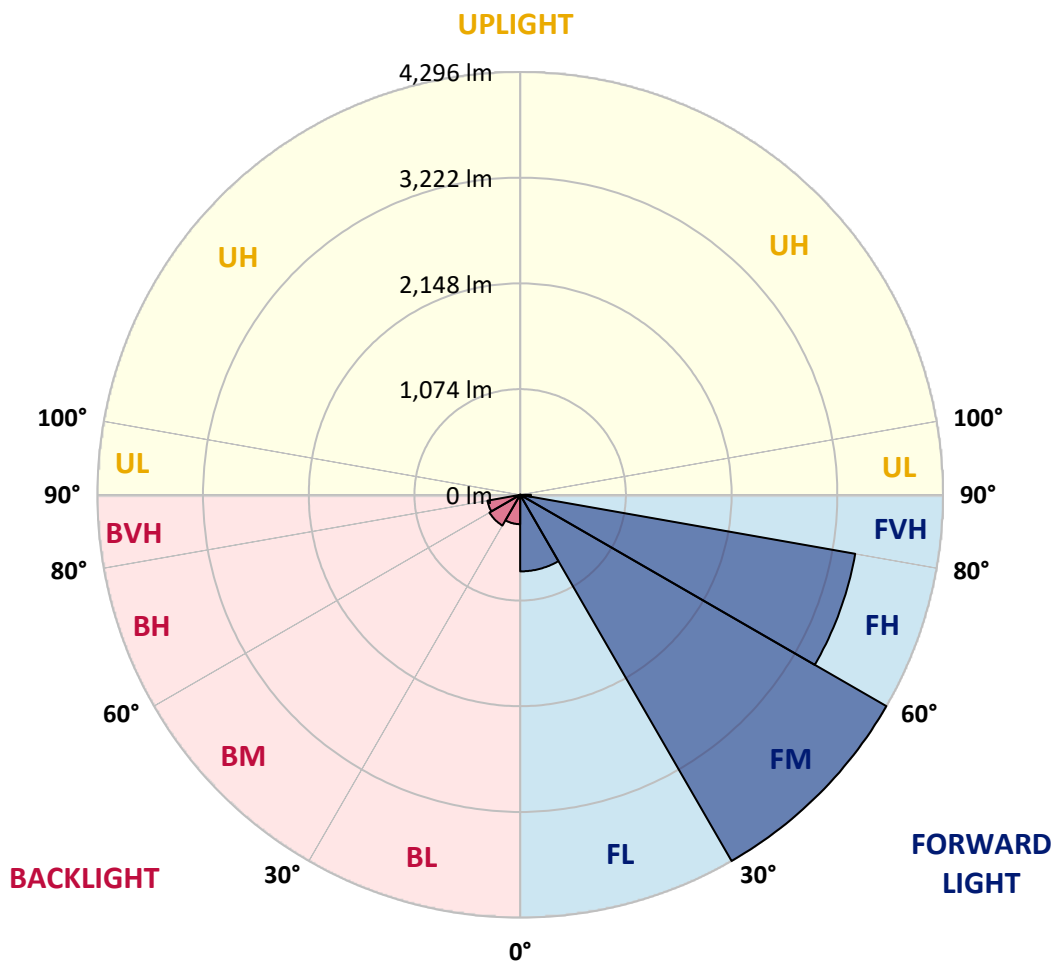
CATALOG NUMBER: GWC-AF-02-LED-E1-SL2-7027-1200-HSS

**LUMINAIRE CLASSIFICATION SYSTEM LUMEN TABLE AND BUG RATING:**

Zone	Lumens	% Fixture	Zone Rating/Lumen Limit		
			B	U	G
FL (0°-30°)	777.8	8.1			
FM (30°-60°)	4295.5	44.6			
FH (60°-80°)	3455.9	35.9			G2/5000
FVH (80°-90°)	109.7	1.1			G2/225
BL (0°-30°)	298.7	3.1	B1/500		
BM (30°-60°)	359.7	3.7	B1/1000		
BH (60°-80°)	337.3	3.5	B1/500		G1/500
BVH (80°-90°)	5.2	0.1			G0/10
UL (90°-100°)	0.0	0.0		U0/0	
UH (100°-180°)	0.0	0.0		U0/0	

**BUG Rating: B1-U0-G2**

Type II Short





REPORT NUMBER: P270119

CATALOG NUMBER: GWC-AF-02-LED-E1-SL2-7027-1200-HSS

**CANDELA DISTRIBUTION (FULL):**

	0°	5°	15°	25°	35°	45°	55°	65°	67°	75°	85°
0°	2125.9	2125.9	2125.9	2125.9	2125.9	2125.9	2125.9	2125.9	2125.9	2125.9	2125.9
2.5°	2197.9	2202.4	2201.8	2205.2	2213.1	2213.6	2205.7	2190.6	2187.2	2167.5	2133.3
5°	2026.9	2039.9	2047.8	2079.8	2115.8	2159.2	2191.8	2203.5	2201.8	2187.8	2136.1
7.5°	1831.8	1844.8	1853.7	1891.5	1939.3	2013.5	2098.4	2168.1	2174.3	2189.4	2133.7
10°	1702.0	1704.2	1716.6	1752.5	1802.6	1878.5	1979.8	2101.8	2120.4	2176.0	2128.2
12.5°	1595.2	1596.8	1613.1	1651.9	1705.3	1781.8	1888.1	2029.3	2057.9	2159.2	2127.0
15°	1519.2	1525.4	1540.1	1580.5	1637.3	1713.2	1822.3	1975.8	2010.0	2153.0	2137.2
17.5°	1494.0	1500.7	1505.2	1534.4	1586.1	1660.4	1772.3	1941.0	1979.8	2156.3	2156.8
20°	1520.4	1525.4	1515.3	1522.6	1554.7	1621.1	1730.0	1911.1	1957.3	2160.2	2182.2
22.5°	1618.7	1621.1	1593.4	1561.4	1555.8	1592.4	1696.9	1887.5	1937.0	2170.9	2211.9
25°	1787.4	1783.5	1738.6	1669.4	1604.2	1587.3	1677.2	1872.9	1926.9	2182.2	2242.9
27.5°	1991.0	1996.7	1934.7	1834.1	1709.8	1621.1	1674.4	1866.7	1922.4	2190.0	2269.9
30°	2238.3	2246.3	2175.4	2048.9	1870.6	1704.2	1700.2	1865.6	1919.6	2184.9	2272.1
32.5°	2490.8	2500.4	2444.7	2314.3	2085.4	1843.6	1758.7	1878.0	1925.2	2167.5	2259.1
35°	2755.1	2768.7	2731.5	2619.5	2376.7	2045.0	1861.6	1915.6	1951.6	2165.9	2246.3
37.5°	3120.0	3132.4	3062.6	2944.0	2729.2	2314.8	2026.9	1986.5	2014.0	2192.8	2249.6
40°	3664.9	3663.1	3483.2	3301.6	3116.7	2657.9	2259.1	2114.6	2128.7	2274.3	2291.2
42.5°	4258.6	4255.7	3989.8	3713.8	3546.8	3080.1	2564.5	2336.2	2326.6	2424.4	2399.2
45°	4716.3	4715.7	4498.7	4187.7	4064.7	3564.7	2959.2	2644.3	2629.7	2668.5	2598.3
47.5°	4911.4	4914.7	4805.7	4587.0	4638.7	4220.3	3456.9	3090.8	3068.9	3053.1	2946.3
50°	4759.6	4766.3	4775.3	4732.5	5059.9	5101.5	4124.2	3720.0	3709.3	3639.0	3472.0
52.5°	4263.6	4298.0	4403.7	4539.2	5206.0	5947.1	5170.6	4501.5	4444.2	4369.4	4185.5
55°	3428.1	3465.8	3666.5	3995.4	4988.5	6502.6	6636.9	5509.0	5413.5	5190.3	4924.9
57.5°	2268.8	2327.2	2618.5	3036.7	4356.5	6592.0	8100.0	6907.4	6574.5	5963.4	5664.3
60°	1250.0	1306.1	1622.1	2001.1	3146.5	6150.1	9083.9	8728.1	8139.9	6827.7	6562.2
62.5°	769.8	800.1	1033.4	1386.0	1887.0	4854.1	9287.5	11015.9	10335.1	7940.3	7646.8
65°	612.9	625.8	739.9	1132.9	1352.8	2887.2	8630.3	12760.1	12532.9	9287.5	8617.8
67°	594.9	600.0	653.9	972.8	1275.2	1770.0	7230.2	13044.0	13274.5	10102.8	8648.2
67.5°	598.8	604.5	655.6	928.3	1273.0	1626.7	6747.7	12932.1	13223.4	10167.5	8513.8
70°	577.4	594.9	750.6	927.7	1210.6	1351.7	4040.9	11204.8	11507.9	9447.2	7224.0
72.5°	204.6	205.8	324.4	750.6	1316.3	1366.3	2029.3	8214.1	8438.4	7226.8	5208.3
75°	121.5	103.4	108.0	213.6	1257.8	1327.0	1170.7	5248.8	5332.5	4141.1	2637.6
77.5°	83.7	73.1	75.4	94.5	479.1	1308.5	930.0	2737.0	2647.8	1452.3	561.7
80°	47.8	42.1	45.0	82.6	174.4	1220.7	877.1	1109.9	946.4	246.2	155.1
82.5°	25.2	21.3	25.9	68.0	121.5	760.8	878.8	536.4	425.1	83.2	105.7
85°	9.0	7.4	12.3	46.7	80.9	233.3	814.7	450.9	354.2	40.5	80.4
87.5°	1.6	1.6	5.0	19.1	32.6	71.4	481.9	267.6	179.4	24.3	55.1
90°	0.0	0.0	0.0	0.0	0.0	0.0	0.0	0.0	0.0	0.0	0.0



REPORT NUMBER: P270119

CATALOG NUMBER: GWC-AF-02-LED-E1-SL2-7027-1200-HSS

**CANDELA DISTRIBUTION (continued):**

	90°	95°	105°	115°	125°	135°	145°	155°	165°	175°	180°
0°	2125.9	2125.9	2125.9	2125.9	2125.9	2125.9	2125.9	2125.9	2125.9	2125.9	2125.9
2.5°	2119.2	2094.9	2062.3	2022.5	1975.2	1933.7	1902.7	1870.6	1863.9	1852.7	1851.0
5°	2105.1	2063.5	1982.6	1889.8	1790.9	1701.4	1628.9	1564.2	1535.6	1510.9	1508.0
7.5°	2084.3	2021.9	1884.2	1734.6	1579.9	1439.4	1320.2	1235.9	1158.3	1121.2	1115.5
10°	2060.2	1970.7	1773.3	1565.9	1352.2	1153.8	976.6	828.2	738.3	684.9	678.1
12.5°	2037.6	1920.8	1660.4	1391.0	1107.1	841.7	614.0	472.3	377.8	339.6	335.1
15°	2026.9	1880.2	1554.7	1212.3	850.7	535.8	335.7	259.7	228.9	219.9	219.3
17.5°	2025.9	1845.9	1451.2	1027.3	596.0	311.4	218.7	199.6	193.5	191.2	191.2
20°	2025.3	1813.3	1347.8	835.5	378.5	207.4	182.2	177.6	173.2	170.4	170.4
22.5°	2031.5	1784.1	1239.8	639.9	238.4	168.1	160.3	155.8	150.1	146.2	145.6
25°	2037.6	1761.6	1129.5	455.4	172.7	146.2	138.3	132.1	124.2	119.1	118.7
27.5°	2038.8	1733.5	1011.6	304.8	144.5	127.6	117.5	108.0	99.0	93.9	93.3
30°	2021.9	1686.3	880.5	205.8	127.6	110.8	97.3	87.1	78.7	74.7	74.7
32.5°	1988.8	1627.8	736.5	155.1	113.5	95.0	80.4	70.8	65.2	63.6	63.0
35°	1958.9	1564.8	588.7	131.6	101.8	80.4	65.8	59.6	56.2	55.7	55.1
37.5°	1941.5	1514.3	449.8	119.1	90.5	67.5	55.7	51.1	49.5	48.3	49.0
40°	1955.0	1472.0	332.3	109.1	79.3	56.2	47.3	45.0	43.3	42.8	42.8
42.5°	2014.0	1464.8	246.8	100.1	68.6	46.7	41.0	39.3	38.2	37.6	38.2
45°	2169.2	1509.7	191.7	91.6	57.9	39.3	34.9	34.2	33.8	33.8	33.8
47.5°	2402.6	1602.4	159.7	82.1	48.3	33.8	30.4	29.8	29.2	29.8	29.8
50°	2797.9	1772.3	142.8	72.6	40.0	28.7	25.9	25.9	25.9	25.9	26.4
52.5°	3398.8	2106.3	131.6	63.0	32.6	24.3	21.9	21.9	22.5	22.5	23.1
55°	4068.6	2549.3	121.5	53.4	27.6	20.3	18.0	18.5	19.1	19.7	19.7
57.5°	4795.0	3040.1	113.0	43.9	23.6	16.3	15.2	15.7	16.3	17.4	17.4
60°	5671.5	3571.5	100.6	34.2	19.7	12.9	11.8	12.9	14.6	15.7	16.3
62.5°	6634.2	4085.5	84.9	27.0	16.3	10.2	9.5	11.8	14.1	15.2	15.7
65°	7292.0	4246.7	65.2	21.9	12.3	7.4	7.9	10.7	13.5	15.2	15.2
67°	7025.6	3850.4	53.4	18.5	10.2	5.6	7.4	10.7	13.5	14.6	15.2
67.5°	6840.6	3695.2	51.1	18.0	9.5	5.6	7.4	10.7	13.5	15.2	15.2
70°	5565.9	2775.9	42.8	13.5	7.9	5.0	6.2	10.2	12.9	14.6	14.6
72.5°	3867.3	1711.5	38.2	9.5	6.7	4.5	5.6	9.5	12.3	14.1	14.6
75°	1838.7	619.7	32.6	7.4	6.2	4.0	5.0	9.5	12.3	14.1	14.1
77.5°	375.0	144.0	26.4	6.2	5.0	4.0	4.5	9.0	11.8	13.5	13.5
80°	123.2	55.7	19.7	5.6	5.0	4.0	4.5	8.4	11.8	12.9	13.5
82.5°	88.8	28.1	12.9	5.6	5.0	4.0	4.0	8.4	11.3	12.9	12.9
85°	68.0	19.7	8.4	5.6	5.0	4.0	4.0	7.9	10.7	12.3	12.3
87.5°	45.0	7.9	6.7	5.6	5.0	4.0	4.0	7.9	10.2	11.8	12.3
90°	0.0	0.0	0.0	0.0	0.0	0.0	0.0	0.0	0.0	0.0	0.0

(END OF REPORT)